

LED Ceiling Lamps



Asalite LED Ceiling Lights with LED light sources are a decorative solution for even, aesthetic, and eye-pleasing lighting in the chosen room, thanks to their elegant shape and demanding lampshade. The wide range of Asalite ceiling lamps provides an ideal opportunity for the most optimal choice, as the products are available in five different capacities with exceptionally high brightness. Some types can also be controlled with a remote controller.

Asalite LED Ceiling lamp KATE 12W 3000K/4000K 900 lumen (Round shape)

The 12W Asalite LED ceiling lamp provides an above market average of 900 lumens of light intensity at a 120-degree lighting angle, that is equivalent to a 65W traditional lightsource.



A

- 12W ≈ 65W
- 900 LUMEN
- 120° BEAM ANGLE
- DUST & DAMP PROTECTION **IP20**
- 25 000 HOURS
- 15 000 OFF ON

Kate

TECHNICAL DETAILS

Consumption	12W (≈65W)
Built-in lightsource	Integrated LED
Luminosity	900 lumen
Colour temperature	3000K/4000K
Size	Φ255x60mm
Dimmable	no
Lifetime	25 000 hours
Switch on-off	15 000
Circuit/Frequency	170-265V AC 50-60Hz
Energy rating	A
Color rendering index (Ra)	> 80
Power Factor (Pf)	> 0,5
Product code	ASAL0181, ASAL0182

Asalite LED Ceiling lamp BELLA 18W 3000K/4000K 1350 lumen (Round shape)

The 18W Asalite LED ceiling lamp provides an above market average of 1350 lumens of light intensity at a 120-degree lighting angle, that is equivalent to a 90W traditional lightsource.



A

- 18W ≈ 90W
- 1350 LUMEN
- 120° BEAM ANGLE
- DUST & DAMP PROTECTION **IP20**
- 25 000 HOURS
- 15 000 OFF ON

Bella

TECHNICAL DETAILS

Consumption	18W (≈90W)
Built-in lightsource	Integrated LED
Luminosity	1350 lumen
Colour temperature	3000K/4000K
Size	Φ330x63mm
Dimmable	no
Lifetime	25 000 hours
Switch on-off	15 000
Circuit/Frequency	AC 170-265V 50-60Hz
Energy rating	A
Color rendering index (Ra)	> 80
Power Factor (Pf)	> 0,5
Product code	ASAL0183, ASAL0184

Asalite LED Ceiling lamp JULIA 24W 3000K/4000K 1800 lumen (Round shape)

The 24W Asalite LED ceiling lamp provides an above market average of 1800 lumens of light intensity at a 120-degree lighting angle, that is equivalent to a 115W traditional lightsource.



A

- 24W ≈ 115W
- 1800 LUMEN
- 120° BEAM ANGLE
- DUST & DAMP PROTECTION **IP20**
- 25 000 HOURS
- 15 000 OFF ON

Julia

TECHNICAL DETAILS

Consumption	24W (≈115W)
Built-in lightsource	Integrated LED
Luminosity	1800 lumen
Colour temperature	3000K/4000K
Size	Φ330x63mm
Dimmable	no
Lifetime	25 000 hours
Switch on-off	15 000
Circuit/Frequency	AC 170-265V 50-60Hz
Energy rating	A
Color rendering index (Ra)	> 80
Power Factor (Pf)	> 0,5
Product code	ASAL0185, ASAL0186

Asalite LED Ceiling lamp NORAH 12W 3000K/4000K 900 lumen (Diamond shape/Star pattern)

The 12W Asalite LED ceiling lamp provides an above market average of 900 lumens of light intensity at a 120-degree lighting angle, that is equivalent to a 65W traditional lightsource.



A

- 12W ≈ 65W
- 900 LUMEN
- 120° BEAM ANGLE
- DUST & DAMP PROTECTION **IP20**
- 25 000 HOURS
- 15 000 OFF ON

Norah

TECHNICAL DETAILS

Consumption	12W (≈65W)
Built-in lightsource	Integrated LED
Luminosity	900 lumen
Colour temperature	3000K/4000K
Size	Φ265x80mm
Dimmable	no
Lifetime	25 000 hours
Switch on-off	15 000
Circuit/Frequency	AC 170-265V 50-60Hz
Energy rating	A
Color rendering index (Ra)	> 80
Power Factor (Pf)	> 0,5
Product code	ASAL0187, ASAL0188

Asalite LED Ceiling lamp ROSALIA 18W 3000K/4000K 1350 lumen (Diamond shape/Star pattern)

The 18W Asalite LED ceiling lamp provides an above market average of 1350 lumens of light intensity at a 120-degree lighting angle, that is equivalent to a 90W traditional lightsource.



A

- 18W ≈ 90W
- 1350 LUMEN
- 120° BEAM ANGLE
- DUST & DAMP PROTECTION **IP20**
- 25 000 HOURS
- 15 000 OFF ON

Rosalia

TECHNICAL DETAILS

Consumption	18W (≈90W)
Built-in lightsource	Integrated LED
Luminosity	1350 lumen
Colour temperature	3000K/4000K
Size	Φ345x94mm
Dimmable	no
Lifetime	25 000 hours
Switch on-off	15 000
Circuit/Frequency	AC 170-265V 50-60Hz
Energy rating	A
Color rendering index (Ra)	> 80
Power Factor (Pf)	> 0,5
Product code	ASAL0189, ASAL0190

Asalite LED Ceiling lamp VICTORIA 24W 3000K/4000K 1800 lumen (Diamond shape/Star pattern)

The 24W Asalite LED ceiling lamp provides an above market average of 1800 lumens of light intensity at a 120-degree lighting angle, that is equivalent to a 115W traditional lightsource.



A

- 24W ≈ 115W
- 1800 LUMEN
- 120° BEAM ANGLE
- DUST & DAMP PROTECTION **IP20**
- 25 000 HOURS
- 15 000 OFF ON

Victoria

TECHNICAL DETAILS

Consumption	24W (≈115W)
Built-in lightsource	Integrated LED
Luminosity	1800 lumen
Colour temperature	3000K/4000K
Size	Φ345x94mm
Dimmable	no
Lifetime	25 000 hours
Switch on-off	15 000
Circuit/Frequency	AC 170-265V 50-60Hz
Energy rating	A
Color rendering index (Ra)	> 80
Power Factor (Pf)	> 0,5
Product code	ASAL0191, ASAL0192

Asalite LED Ceiling lamp LIZA 48W 3000K-6500K 3400 lumen (Diamond shape/Star pattern/Remote controller)

The 48W Asalite LED ceiling lamp provides an above-market average of 3400 lumens of light intensity at a 120-degree lighting angle, which is equivalent to a 200W traditional lightsource. Both the color temperature from 3000K to 6500K and the brightness of the CCT (change color temperature) ceiling lamps can be steplessly adjusted with the remote control included in the package.



A

- 48W ≈ 200W
- 3400 LUMEN
- 120° BEAM ANGLE
- DUST & DAMP PROTECTION **IP20**
- 25 000 HOURS
- 15 000 OFF ON

Liza

TECHNICAL DETAILS

Consumption	48W (≈200W)
Built-in lightsource	Integrated LED
Luminosity	3400 lumen
Colour temperature	3000-6500K CCT
Light color	Change color temperature
Size	Φ412x97mm
Adjustable with remote controller	yes
Lifetime	25 000 hours
Switch on-off	15 000
Circuit/Frequency	AC 170-265V 50-60Hz
Energy rating	A
Color rendering index (Ra)	> 80
Power Factor (Pf)	> 0,9
Product code	ASAL0193

Asalite LED Ceiling lamp LIZA 48W 3000K-6500K 3400 lumen (Round shape/Star pattern/Remote controller)

The 48W Asalite LED ceiling lamp provides an above-market average of 3400 lumens of light intensity at a 120-degree lighting angle, which is equivalent to a 200W traditional lightsource. Both the color temperature from 3000K to 6500K and the brightness of the CCT (change color temperature) ceiling lamps can be steplessly adjusted with the remote control included in the package.



A

- 48W ≈ 200W
- 3400 LUMEN
- 120° BEAM ANGLE
- DUST & DAMP PROTECTION **IP20**
- 25 000 HOURS
- 15 000 OFF ON

Liza

TECHNICAL DETAILS

Consumption	48W (≈200W)
Built-in lightsource	Integrated LED
Luminosity	3400 lumen
Colour temperature	3000-6500K CCT
Light color	Change color temperature
Size	Φ452x70mm
Adjustable with remote controller	yes
Lifetime	25 000 hours
Switch on-off	15 000
Circuit/Frequency	AC 170-265V 50-60Hz
Energy rating	A
Color rendering index (Ra)	> 80
Power Factor (Pf)	> 0,9
Product code	ASAL0194

Asalite LED Ceiling lamp LIZA 48W 3000K-6500K 3400 lumen (Square shape/ Star pattern/Remote controller)

The 48W Asalite LED ceiling lamp provides an above-market average of 3400 lumens of light intensity at a 120-degree lighting angle, which is equivalent to a 200W traditional lightsource. Both the color temperature from 3000K to 6500K and the brightness of the CCT (change color temperature) ceiling lamps can be steplessly adjusted with the remote control included in the package.

A

48W ≈ 200W	3400 LUMEN	120° BEAM ANGLE	DUST & DAMP IP20 PROTECTION	25 000 HOURS	15 000 OFF ON
------------------	---------------	-----------------------	------------------------------------------	-----------------	------------------



Liza

TECHNICAL DETAILS

Consumption	48W (≈200W)
Built-in lightsource	Integrated LED
Luminosity	3400 lumen
Colour temperature	3000-6500K CCT
Light color	Change color temperature
Size	330x330x70mm
Adjustable with remote controller	yes
Lifetime	25 000 hours
Switch on-off	15 000
Circuit/Frequency	AC 170-265V 50-60Hz
Energy rating	A
Color rendering index (Ra)	> 80
Power Factor (Pf)	> 0,9
Product code	ASAL0195

Asalite LED Ceiling lamp EMMA 72W 3000K-6500K 5000 lumen (Round shape/ Star pattern/Remote controller)

The 72W Asalite LED ceiling lamp provides an above-market average of 5000 lumens of light intensity at a 120-degree lighting angle, which is equivalent to a 350W traditional lightsource. Both the color temperature from 3000K to 6500K and the brightness of the CCT (change color temperature) ceiling lamps can be steplessly adjusted with the remote control included in the package.

A

72W ≈ 350W	5000 LUMEN	120° BEAM ANGLE	DUST & DAMP IP20 PROTECTION	25 000 HOURS	15 000 OFF ON
------------------	---------------	-----------------------	------------------------------------------	-----------------	------------------



Emma

TECHNICAL DETAILS

Consumption	72W (≈350W)
Built-in lightsource	Integrated LED
Luminosity	5000 lumen
Colour temperature	3000-6500K CCT
Light color	Change color temperature
Size	Φ570X80mm
Adjustable with remote controller	yes
Lifetime	25 000 hours
Switch on-off	15 000
Circuit/Frequency	AC 170-265V 50-60Hz
Energy rating	A
Color rendering index (Ra)	> 80
Power Factor (Pf)	> 0,9
Product code	ASAL0196

Asalite LED Ceiling lamp EMMA 72W 3000K-6500K 5000 lumen (Square shape/ Star pattern/Remote controller)

The 72W Asalite LED ceiling lamp provides an above-market average of 5000 lumens of light intensity at a 120-degree lighting angle, which is equivalent to a 350W traditional lightsource. Both the color temperature from 3000K to 6500K and the brightness of the CCT (change color temperature) ceiling lamps can be steplessly adjusted with the remote control included in the package.

A

72W ≈ 350W	5000 LUMEN	120° BEAM ANGLE	DUST & DAMP IP20 PROTECTION	25 000 HOURS	15 000 OFF ON
------------------	---------------	-----------------------	------------------------------------------	-----------------	------------------



Emma

TECHNICAL DETAILS

Consumption	72W (≈350W)
Built-in lightsource	Integrated LED
Luminosity	5000 lumen
Colour temperature	3000-6500K CCT
Light color	Change color temperature
Size	432x432x73mm
Adjustable with remote controller	yes
Lifetime	25 000 hours
Switch on-off	15 000
Circuit/Frequency	AC 170-265V 50-60Hz
Energy rating	A
Color rendering index (Ra)	> 80
Power Factor (Pf)	> 0,9
Product code	ASAL0197

Asalite LED Ceiling lamp OLIVIA 48W 3000K-6500K 3400 lumen (Diamond shape/Remote controller)

The 48W Asalite LED ceiling lamp provides an above-market average of 3400 lumens of light intensity at a 120-degree lighting angle, which is equivalent to a 200W traditional lightsource. Both the color temperature from 3000K to 6500K and the brightness of the CCT (change color temperature) ceiling lamps can be steplessly adjusted with the remote control included in the package.

A

48W ≈ 200W	3400 LUMEN	120° BEAM ANGLE	DUST & DAMP IP20 PROTECTION	25 000 HOURS	15 000 OFF ON
------------------	---------------	-----------------------	------------------------------------------	-----------------	------------------



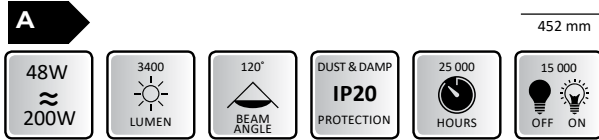
Olivia

TECHNICAL DETAILS

Consumption	48W (≈200W)
Built-in lightsource	Integrated LED
Luminosity	3400 lumen
Colour temperature	3000-6500K CCT
Light color	Change color temperature
Size	Φ412x97mm
Adjustable with remote controller	yes
Lifetime	25 000 hours
Switch on-off	15 000
Circuit/Frequency	AC 170-265V 50-60Hz
Energy rating	A
Color rendering index (Ra)	> 80
Power Factor (Pf)	> 0,9
Product code	ASAL0198

Asalite LED Ceiling lamp OLIVIA 48W 3000K-6500K 3400 lumen (Round shape/Remote controller)

The 48W Asalite LED ceiling lamp provides an above-market average of 3400 lumens of light intensity at a 120-degree lighting angle, which is equivalent to a 200W traditional lightsource. Both the color temperature from 3000K to 6500K and the brightness of the CCT (change color temperature) ceiling lamps can be steplessly adjusted with the remote control included in the package.



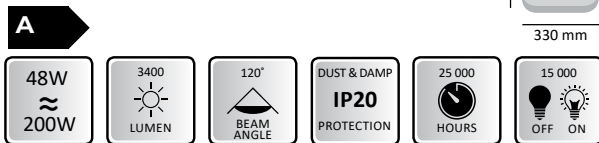
Olivia

TECHNICAL DETAILS

Consumption	48W (≈200W)
Built-in lightsource	Integrated LED
Luminosity	3400 lumen
Colour temperature	3000-6500K CCT
Light color	Change color temperature
Size	Φ452x70mm
Adjustable with remote controller	yes
Lifetime	25 000 hours
Switch on-off	15 000
Circuit/Frequency	AC 170-265V, 50-60Hz
Energy rating	A
Color rendering index (Ra)	> 80
Power Factor (Pf)	> 0,9
Product code	ASAL0199

Asalite LED Ceiling lamp OLIVIA 48W 3000K-6500K 3400 lumen (Square shape/Remote controller)

The 48W Asalite LED ceiling lamp provides an above-market average of 3400 lumens of light intensity at a 120-degree lighting angle, which is equivalent to a 200W traditional lightsource. Both the color temperature from 3000K to 6500K and the brightness of the CCT (change color temperature) ceiling lamps can be steplessly adjusted with the remote control included in the package.



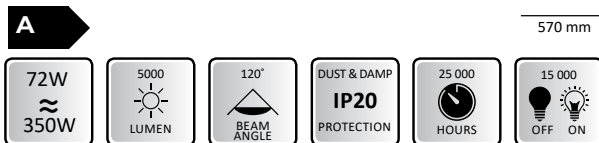
Olivia

TECHNICAL DETAILS

Consumption	48W (≈200W)
Built-in lightsource	Integrated LED
Luminosity	3400 lumen
Colour temperature	3000-6500K CCT
Light color	Change color temperature
Size	330x330x70mm
Adjustable with remote controller	yes
Lifetime	25 000 hours
Switch on-off	15 000
Circuit/Frequency	AC 170-265V, 50-60Hz
Energy rating	A
Color rendering index (Ra)	> 80
Power Factor (Pf)	> 0,9
Product code	ASAL0200

Asalite LED Ceiling lamp SOFIA 72W 3000K-6500K 5000 lumen (Round shape/Remote controller)

The 72W Asalite LED ceiling lamp provides an above-market average of 5000 lumens of light intensity at a 120-degree lighting angle, which is equivalent to a 350W traditional lightsource. Both the color temperature from 3000K to 6500K and the brightness of the CCT (change color temperature) ceiling lamps can be steplessly adjusted with the remote control included in the package.



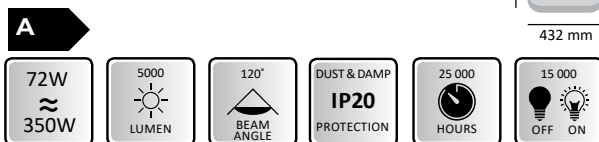
Sofia

TECHNICAL DETAILS

Consumption	72W (≈350W)
Built-in lightsource	Integrated LED
Luminosity	5000 lumen
Colour temperature	3000-6500K CCT
Light color	Change color temperature
Size	Φ570X80mm
Adjustable with remote controller	yes
Lifetime	25 000 hours
Switch on-off	15 000
Circuit/Frequency	AC 170-265V, 50-60Hz
Energy rating	A
Color rendering index (Ra)	> 80
Power Factor (Pf)	> 0,9
Product code	ASAL0201

Asalite LED Ceiling lamp SOFIA 72W 3000K-6500K 5000 lumen (Square shape/Remote controller)

The 72W Asalite LED ceiling lamp provides an above-market average of 5000 lumens of light intensity at a 120-degree lighting angle, which is equivalent to a 350W traditional lightsource. Both the color temperature from 3000K to 6500K and the brightness of the CCT (change color temperature) ceiling lamps can be steplessly adjusted with the remote control included in the package.



Sofia

TECHNICAL DETAILS

Consumption	72W (≈350W)
Built-in lightsource	Integrated LED
Luminosity	5000 lumen
Colour temperature	3000-6500K CCT
Light color	Change color temperature
Size	432x432x73mm
Adjustable with remote controller	yes
Lifetime	25 000 hours
Switch on-off	15 000
Circuit/Frequency	AC 170-265V, 50-60Hz
Energy rating	A
Color rendering index (Ra)	> 80
Power Factor (Pf)	> 0,9
Product code	ASAL0202