

SURFACE CIRCULAR

Wall and ceiling luminaires



PRODUCT FEATURES

- Metal housing, PMMA cover
- Versions with sensor: high-frequency sensor for daylight and motion detection
- Versions with sensor: 110° and 8 m detection range, threshold: 25 lx, 5 s/1 min/3 min/10 min min
- Ambient temperature in operation: -20...+40 °C

PRODUCT BENEFITS

- Versions with sensor: easy adjustment of the sensor range, daylight detection and illumination time
- Energy savings of up to 55 % compared to luminaires that use CFL
- Easy and quick installation

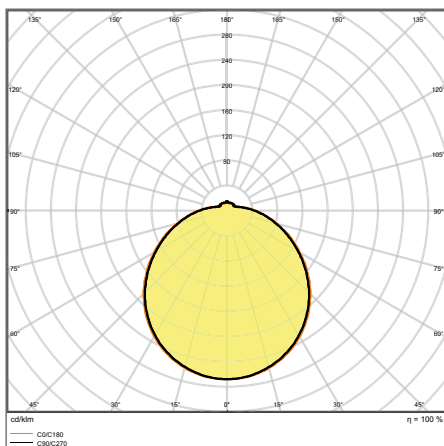
AREAS OF APPLICATION

- Corridors
- Stairways
- Bathrooms
- Foyers

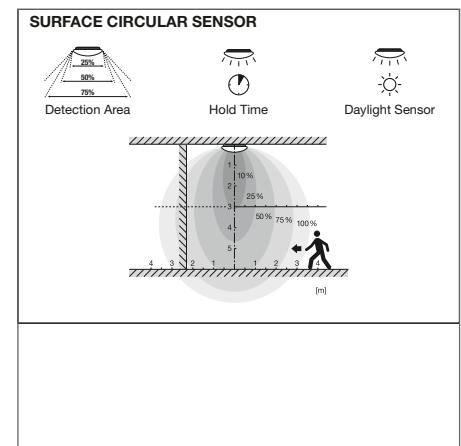
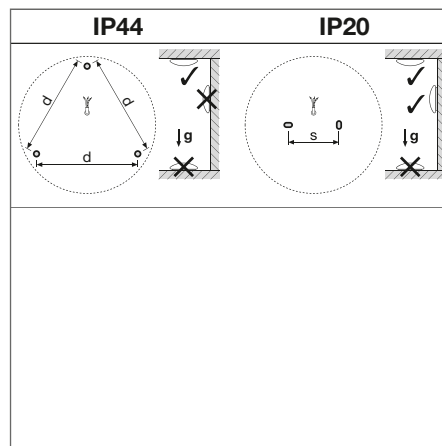
EQUIPMENT / ACCESSORIES

- Replacement cover optional available*

FURTHER PRODUCT DETAILS



SF CIRCULAR 400 S 24 W 3000 K IP44 WT



* Please note: available = available as an optional accessory.

¹ Versions with integrated sensor available | ² Refer to www.ledvance.com/guarantee for precise conditions

The pictures shown in the catalog are for illustration purposes only. For information on size and color, please refer to the product table.

SURFACE CIRCULAR

Wall and ceiling luminaires with IP44

Product name	Segmentation	GTIN (EAN)	RE-PLACEMENT FOR	W	lm	lm/W	K	L70 ¹	L80 ¹	°
SF CIRCULAR 250 13 W 3000 K IP44 WT	■	4058075110120	18W CFLP	13	920	70	3000	30000	22000	120
SF CIRCULAR 250 13 W 4000 K IP44 WT	■	4058075110144	18W CFLP	13	960	75	4000	30000	22000	120
SF CIRCULAR 350 18 W 3000 K IP44 WT	■	4058075080010	24W CFLP	18	1440	80	3000	30000	22000	120
SF CIRCULAR 350 18 W 4000 K IP44 WT	■	4058075080034	24W CFLP	18	1440	80	4000	30000	22000	120
SF CIRCULAR 400 24 W 3000 K IP44 WT	■	4058075080058	2x18W CFLP	24	1920	80	3000	30000	22000	120
SF CIRCULAR 400 24 W 4000 K IP44 WT	■	4058075080072	2x18W CFLP	24	1920	80	4000	30000	22000	120



Product name	CRI	FLICKER VALUE	L x W x H [mm] Ø x H [mm]
SF CIRCULAR 250 13 W 3000 K IP44 WT	>80	<5 %	250x91
SF CIRCULAR 250 13 W 4000 K IP44 WT	>80	<5 %	250x91
SF CIRCULAR 350 18 W 3000 K IP44 WT	>80	<5 %	350x115
SF CIRCULAR 350 18 W 4000 K IP44 WT	>80	<5 %	350x115
SF CIRCULAR 400 24 W 3000 K IP44 WT	>80	<5 %	400x120
SF CIRCULAR 400 24 W 4000 K IP44 WT	>80	<5 %	400x120

SURFACE CIRCULAR SENSOR

Wall and ceiling luminaire with IP44 and high frequency sensor

Product name	Segmentation	GTIN (EAN)	RE-PLACEMENT FOR	W	lm	lm/W	K	L70 ¹	L80 ¹	°
SF CIRCULAR 250 S 13 W 3000 K IP44 WT	■	4058075314894	18W CFLP	13	920	70	3000	30000	22000	120
SF CIRCULAR 250 S 13 W 4000 K IP44 WT	■	4058075314917	18W CFLP	13	960	75	4000	30000	22000	120
SF CIRCULAR 350 S 18 W 3000 K IP44 WT	■	4058075314931	26W CFLP	18	1440	80	3000	30000	22000	120
SF CIRCULAR 350 S 18 W 4000 K IP44 WT	■	4058075314955	26W CFLP	18	1440	80	4000	30000	22000	120
SF CIRCULAR 400 S 24 W 3000 K IP44 WT	■	4058075314979	32W CFLP	24	1920	80	3000	30000	22000	120
SF CIRCULAR 400 S 24 W 4000 K IP44 WT	■	4058075314993	32W CFLP	24	1920	80	4000	30000	22000	120



Product name	CRI	FLICKER VALUE	L x W x H [mm] Ø x H [mm]
SF CIRCULAR 250 S 13 W 3000 K IP44 WT	>80	<5 %	250x91
SF CIRCULAR 250 S 13 W 4000 K IP44 WT	>80	<5 %	250x91
SF CIRCULAR 350 S 18 W 3000 K IP44 WT	>80	<5 %	350x115
SF CIRCULAR 350 S 18 W 4000 K IP44 WT	>80	<5 %	350x115
SF CIRCULAR 400 S 24 W 3000 K IP44 WT	>80	<5 %	400x120
SF CIRCULAR 400 S 24 W 4000 K IP44 WT	>80	<5 %	400x120

SENSOR PROPERTIES

Product name	Type of sensor	Sensor technology	Detection threshold of daylight sensor	Detection range of motion sensor	Sensor detection angle	Sensor controlled switching time
SURFACE CIRCULAR 250 SENSOR	Motion/Light	Microwave	25 lx	8 m	110 °	5 s/1 min/3 min/10 min
SURFACE CIRCULAR 350 SENSOR	Motion/Light	Microwave	25 lx	8 m	110 °	5 s/1 min/3 min/10 min
SURFACE CIRCULAR 400 SENSOR	Motion/Light	Microwave	25 lx	8 m	110 °	5 s/1 min/3 min/10 min

¹ t [h]: L70/B50 @ 25 °C (Ta) / t [h]: L80/B10 @ 25 °C (Ta)